

IMPORTANT: READ CAREFULLY BEFORE ASSEMBLY


SAFETY INSTRUCTIONS

- CRB brackets have been designed to be free of sharp edges. However it is recommended that suitable gloves are worn during assembly and installation of the brackets.

DESCRIPTION & SPECIFICATION

CRB mounting brackets are designed for mounting the CR range of radiant panel heaters onto the ceiling surface. The bracket is supplied as three separate parts for self assembly and is suitable for both the 3CR and 6CR heaters.


Dimensions (L x W x H): 465 x 330 x 20mm
Weight: 0.36KG




ASSEMBLY

Before starting to assemble please check the bracket kit contains 1 x RH hanger, 1 x LH hanger and 1 x hanger separator.



- ① Rotate the bracket assembly tool to remove it from the separator.



- ② Insert the separator locking tabs into the slots in the RH hanger.



- ③ Slide the slotted end of the assembly tool over each locking tab and rotate counter-clockwise 45° as shown.



- ④ Repeat steps 2 and 3 for the LH hanger.



FLEXEL International Ltd
Telford Road
Glenrothes
KY7 4NX
01592 757313
sales@flexel.co.uk
www.flexel.co.uk



